



# Revisiting non-English Text Simplification

A Unified Multilingual Benchmark

Michael J. Ryan, Tarek Naous, Wei Xu

# TL;DR

We released a collection of **27 datasets** for text simplification, spanning **12 diverse languages**, containing **1.7 million sentence pairs**.

We further showed that this resource is useful in training and evaluating automatic text simplification models **especially for languages with fewer resources**.



Code and Data

# Background

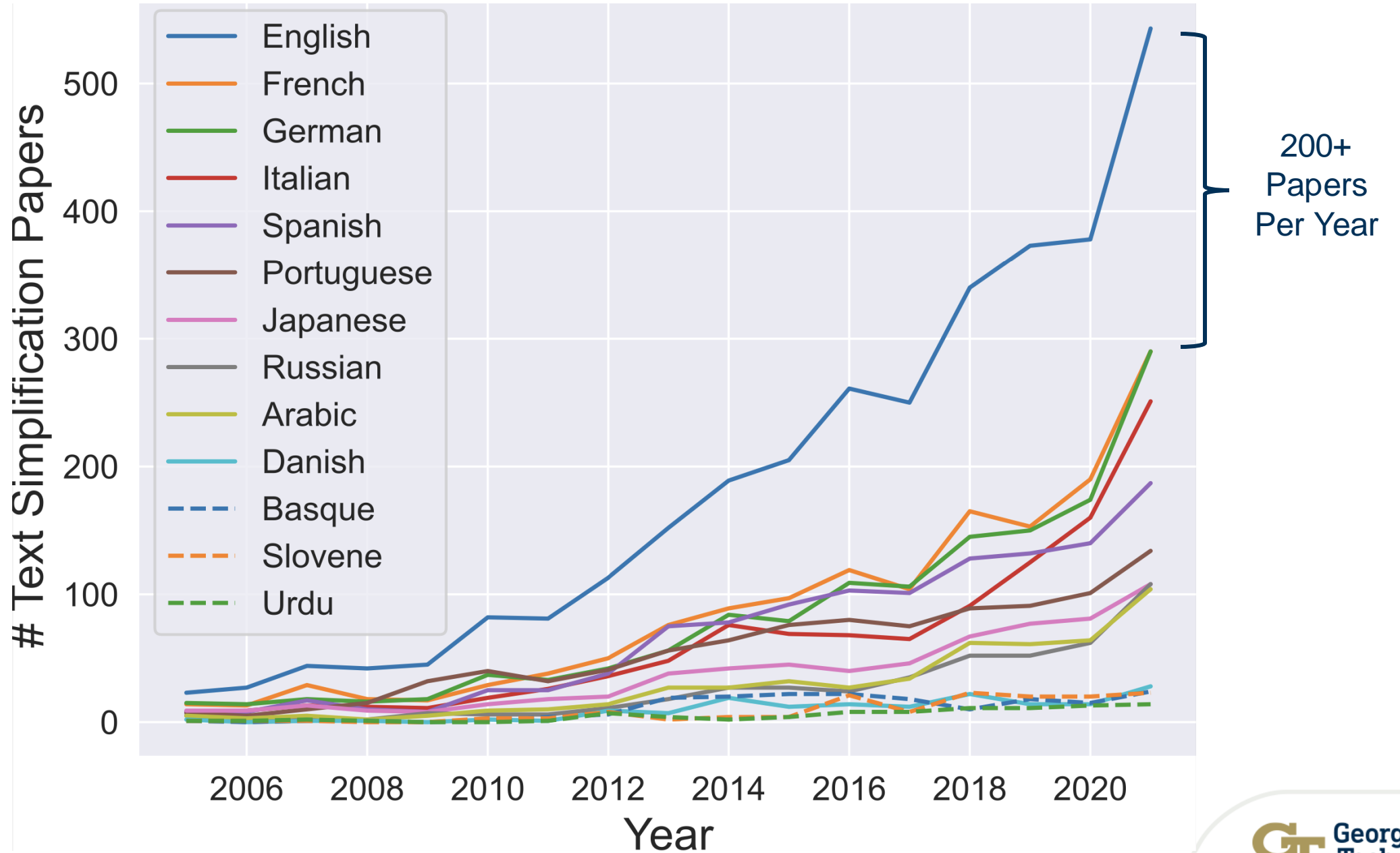
# Automatic Text Simplification (What)

"We hold these truths to be self-evident, that all men are created equal..."

"We believe that it is obvious that all people are born with equal rights..."


# Automatic Text Simplification (Why)








# Automatic Text Simplification (How)



Complex Version



Simple Version



# Automatic Text Simplification (How)





# The Problem

This data is not readily available in languages besides English!

# Our Contributions

- (1) Comprehensive collection of all existing resources for text simplification.
  - 1.7 million complex-simple sentence pairs in 12 different languages
- (2) Experiments using multilingual language models to show the utility of this dataset especially in languages with limited data.

# Part 1: The Dataset (MultiSim)

# Collection Strategies

- Machine Translation
- Automatic Collection
- Manual Simplification
- Target Audience Resources






**Lower Quality** + **Easy to Obtain**

**Higher Quality** + **Hard to Obtain**

# Machine Translation

- Low Quality, Easy to Obtain



**2 Resources in MultiSim**

# Automatic Collection

- Low/Medium Quality, Easy/Moderate to Obtain

## Georgia Tech

Article Talk

From Wikipedia, the free encyclopedia

The **Georgia Institute of Technology**, commonly referred to as **Georgia Tech** or, in the state of Georgia, as **Tech** or **The Institute**,<sup>[9]</sup> is a [public research university](#) and [institute of technology](#) in [Atlanta, Georgia](#).<sup>[10]</sup> Established in 1885, it is part of the [University System of Georgia](#) and has satellite campuses in [Savannah, Georgia](#); [Metz, France](#); [Shenzhen, China](#); and [Singapore](#).

The school was founded as the Georgia School of Technology as part of [Reconstruction](#) plans to build an industrial economy in the post-[Civil War Southern United States](#). Initially, it offered only a degree in mechanical engineering. By 1901, its curriculum had expanded to include electrical, civil, and chemical engineering. In 1948, the school changed its name to reflect its evolution from a [trade school](#) to a larger and more capable [technical institute](#) and [research university](#). Today, Georgia Tech is organized into 6 colleges and contains about 31 departments and academic units, with emphasis on science and technology.

Student athletics, both organized and intramural, are a part of student and alumni life. The school's [intercollegiate competitive sports](#) teams, the four-time football national champion [Yellow Jackets](#), and the nationally recognized fight song "[Ramblin' Wreck from Georgia Tech](#)", have helped keep Georgia Tech in the national spotlight. Georgia Tech fields eight men's and seven women's teams that compete in the [NCAA Division I](#) athletics and the [Football Bowl Subdivision](#). Georgia Tech is a member of the Coastal Division in the [Atlantic Coast Conference](#).

### History [ edit ]

Main article: *History of Georgia Tech*

39 languages

Read Edit View history Tools

## Simple English Wikipedia

## Georgia Institute of Technology

Page Talk

39 languages

From Simple English Wikipedia, the free encyclopedia

(Redirected from [Georgia Tech](#))

The **Georgia Institute of Technology** is a public [university](#) (school for after high school) in [Atlanta, Georgia](#). It is also known as **Georgia Tech**.

It focuses primarily on [engineering](#), [science](#) and [computer science](#),<sup>[1]</sup> but also has schools of [management](#), [architecture](#), and [liberal arts](#).

When it opened in 1885, the school's main focus was on practical experience (learning things by doing them); students spent half of their time in class, and half in the shop.

It first admitted women in 1952.

In 1961, it was the first university in the [South](#) to integrate (let people of different races go to school together) without a court order.

The school's colors are [white](#) and [old gold](#) (mustard yellow). Their mascot is Buzz, a [Yellow Jacket](#) (a kind of bee-like wasp).

### References [ change | change source ]

- ↑ "High Tech: Georgia Tech, in *Higher Education at the Crossroads of Disruption: the University of the 21st century*. *Andreas Kaplan*, 2021, London: Emerald Publishers" ℹ. *emerald.com*. Retrieved 2021-04-22.
- ↑ "Georgia Institute of Technology" ℹ. *gatech.edu*. Retrieved 2008-06-28.



The Tech Tower, a big building at the Georgia Institute of Technology

Wikimedia Commons has media related to [Georgia Institute of Technology](#).

Wikipedia

# Automatic Collection

- Low/Medium Quality, Easy/Moderate to Obtain

The **Georgia Institute of Technology**, commonly referred to as **Georgia Tech** or, in the state of Georgia, as **Tech** or **The Institute**, is a public research university and institute of technology in Atlanta, Georgia.


The **Georgia Institute of Technology** is a public university (school for after high school) in Atlanta, Georgia. It is also known as **Georgia Tech**.

## 4 Resources in MultiSim

# Manual Simplification

- Medium/High Quality, Difficult to Obtain

Complex Version

A rectangular box representing a document with ten horizontal lines, indicating a complex version of a resource.


Annotators

How to  
Simplify:

....

Instructions

Simple Version

A rectangular box representing a document with seven horizontal lines, indicating a simple version of a resource.

**15 Resources in MultiSim**



# Target Audience Resources

- High Quality, Very Difficult to Collect (Company Driven)



Japan Broadcasting Corporation

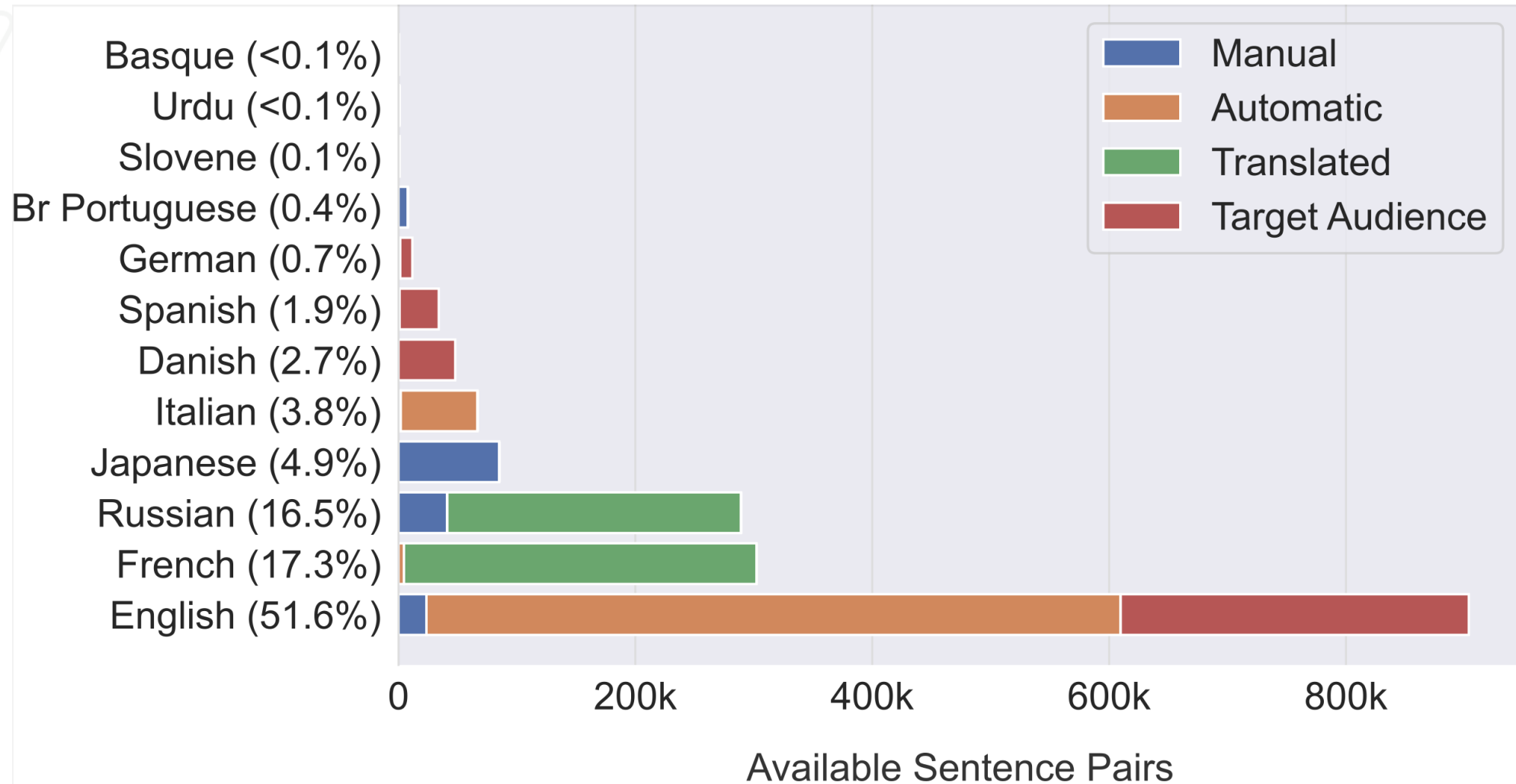
**6 Resources in MultiSim**

# MultiSim Datasets

Corpus	Source(s)	Simplification Author	Collection Strategy	Alignment Level	Sentence Aligned	Complex Sentences	Simple Sentences	Access
<b>Arabic Corpora</b> <i>Saaq al-Bambuu</i> (Khallaf and Sharoff, 2022)		writer	★	sentence	auto	2,980	2,980	private
<b>Basque Corpora</b> <i>CBST</i> (Gonzalez-Dios et al., 2018)		translator, teacher		document	manual	458	591	on request
<b>Brazilian Portuguese Corpora</b> <i>PorSimples</i> (Aluisio and Gasperin, 2010)		linguist		document	manual	7,902	10,174	on request
<b>Danish Corpora</b> <i>DSim</i> (Klerke and Søgaard, 2012)		journalists	★	sentence	auto	47,887	60,528	on request
<b>English Corpora</b> † <i>ASSET</i> (Alva-Manchego et al., 2020) <i>Newsela EN</i> (Xu et al., 2015) <i>Wiki-Auto</i> (Jiang et al., 2020)	  	crowdsourcing experts crowdsourcing	 ★ ★	sentence document document	manual auto auto	2,359 393,798 10,144,476	23,590 402,222 1,241,671	open source on request open source
<b>French Corpora</b> <i>Alector</i> (Gala et al., 2020) <i>CLEAR</i> (Grabar and Cardon, 2018) <i>WikiLarge FR</i> (Cardon and Grabar, 2020)	  	experts crowdsourcing, experts crowdsourcing	  	document sentence sentence	NA auto auto	1,230 4,596 307,067	1,192 4,596 308,409	open source open source open source
<b>German Corpora</b> <i>GEOLinoTest</i> (Mallinson et al., 2020) <i>German News</i> (Säuberli et al., 2020) <i>Klexikon</i> (Aumiller and Gertz, 2022) <i>Simple Patho</i> (Trienes et al.) <i>Simple German</i> (Battisti et al., 2020) <i>TextComplexityDE</i> (Naderi et al., 2019)	     	linguist news agency crowdsourcing medical students government native speaker	 ★   ★ 	sentence document document paragraph document document	manual auto NA manual auto manual	1,198 15,239 771,059 22,191 12,806 250	1,198 14,344 96,870 26,551 8,400 250	open source on request open source private on request* open source
<b>Italian Corpora</b> <i>AdminIT</i> (Mihiani et al., 2022) <i>SIMPITIKI Wiki</i> (Tonelli et al., 2016) <i>PaCCSS-IT</i> (Brunato et al., 2016) <i>Teacher</i> (Brunato et al., 2015) <i>Terence</i> (Brunato et al., 2015)	    	researchers crowdsourcing crowdsourcing teachers experts	    	sentence sentence sentence document document	manual manual auto manual manual	777 575 63,006 204 1,035	763 575 63,006 195 1,060	open source open source open source open source open source
<b>Japanese Corpora</b> <i>EasyJapanese</i> (Maruyama and Yamamoto, 2018) <i>EasyJapaneseExtended</i> (Katsuta and Yamamoto, 2018) <i>Japanese News</i> (Goto et al., 2015)	  	students crowdsourcing journalists, teachers	  ★	sentence sentence document	manual manual auto	50,000 34,400 13,356	50,000 35,000 13,356	open source open source private
<b>Russian Corpora</b> <i>RuAdapt Encyclopedia</i> (Dmitrieva et al., 2021) <i>RuAdapt Fairytale</i> (Dmitrieva et al., 2021) <i>RuAdapt Lit</i> (Dmitrieva and Tiedemann, 2021) <i>RSSE</i> (Sakhovskiy et al., 2021) <i>RuWikiLarge</i> (Sakhovskiy et al., 2021)	    	researchers researchers writers crowdsourcing crowdsourcing	    	document document document sentence sentence	auto auto auto manual auto	9,729 310 24,152 2,000 278,499	10,230 404 28,259 6,804 289,788	open source open source on request open source on request
<b>Slovene Corpora</b> <i>SloTS</i> (Gorenc and Robnik-Šikonja, 2022)		experts	★	sentence	manual	1,181	1,287	open source
<b>Spanish Corpora</b> <i>FIRST</i> (Orasan et al., 2013) <i>Newsela ES</i> (Xu et al., 2015) <i>Simplext</i> (Saggion et al., 2015)	  	experts experts researchers	 ★ 	document document document	manual auto manual	320 46,256 1,108	332 45,519 1,742	private on request on request
<b>Urdu Corpora</b> <i>SimplifyUREval</i> (Qasmi et al., 2020)		expert		sentence	manual	500	736	open source

Table 1: Important properties of text simplification parallel corpora. †Common English corpora included for comparison. Many other English corpora omitted. \*Only scripts to replicate the corpus are available upon request. Simple German results differ from original paper because of changes to availability of online articles. *Sources*: Literature, Science Communications, News, Wikipedia, Websites, Medical Documents, Government, Encyclopedic. *Collection Strategies*: Automatic, Translation, Annotator, Target Audience Resource.

# MultiSim Data



# MultiSim Splits

Language	Dataset	#train	#test	#dev
<b>Open Source</b>				
English	WikiAuto	576,126	5,012	5,012
	ASSET*	20,000	3,590	0
French	WikiLargeFR*	296,402	359	992
	CLEAR*	4,196	100	300
German	GEOLino	958	122	118
	TextCompDE	200	25	25
Italian	PaCCSS-IT	60,485	1,267	1,254
	Terence	809	101	102
	AdminIT	588	73	75
	Simpitiki	460	56	59
	Teacher	136	17	17
Japanese	Easy JA	48,000	1,000	1,000
	Easy JA Ext*	34,269	731	0
Russian	RuAdapt Ency	7,782	982	965
	RSSE Corpus*	3,406	3,398	0
	RuAdapt Fairy	248	31	31
Slovene	SloTS*	749	96	94
Urdu	SimplifyUR	594	68	74
Total		1,055,408	17,028	10,118
<b>Dataloaders Available (Data on Request)</b>				
Basque	CBST	361	46	46
Br Portuguese	PorSimples	6,290	790	784
Danish	DSim Corpus	45,885	997	1,005
English	Newsela EN	291,969	991	1,008
German	German News	8,186	1,024	1,023
Russian	RuWikiLarge*	246,978	365	768
	RuAdapt Lit	22,152	1,000	1,000
Spanish	Newsela ES	30,910	1,001	1,001
	Simplext	737	92	93
Total		653,468	6,306	6,728

Table 2: MULTISIM splits. \*Original splits preserved

# Part 2: The Experiments

# Automatic Metrics

## BLEU Scores

- Used in Machine Translation
- Decent measure of Adequacy/Fluency of model output
- Penalizes model from deviating from expected output

## SARI Scores

- Used in Text Simplification
- Decent measure of output Simplicity
- Primary focus of our experiments
- Rewards model for removing unnecessary parts of the input while remaining close to the expected output.

# Models

mT5: Multilingual Text to Text Transformer (580M Parameters)

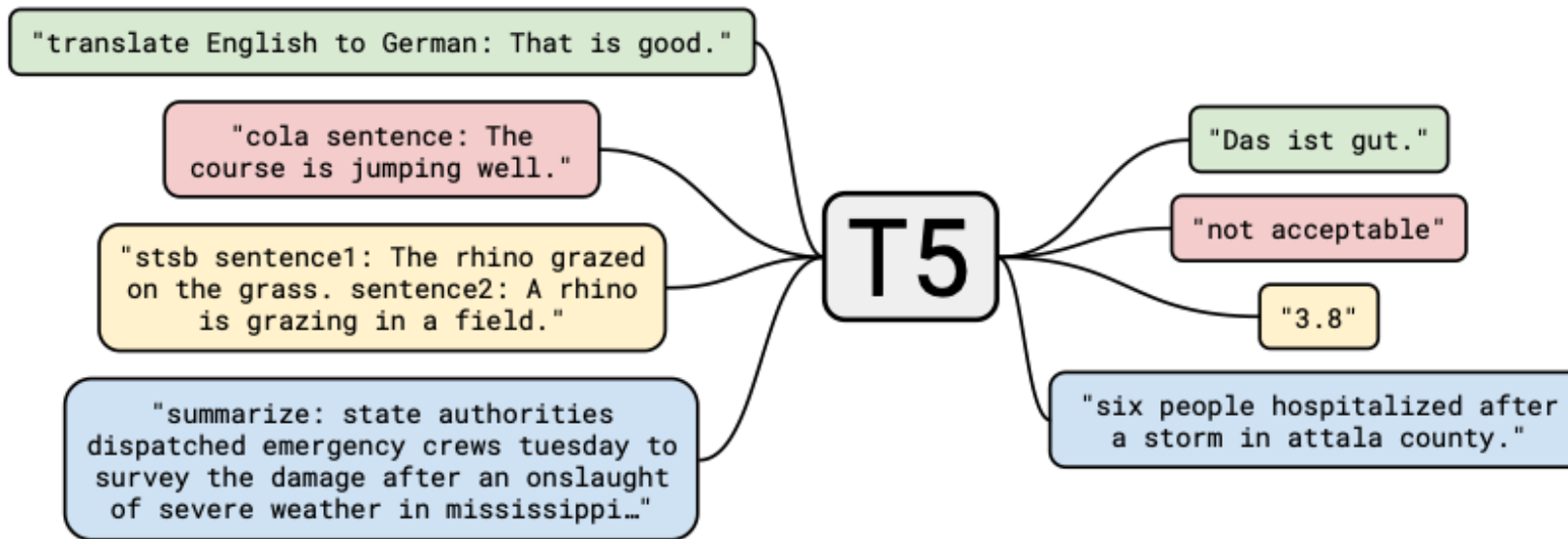


Image Credit: [Google Research](#)

# Models

BLOOM (176B parameters)




Image Credit: [BigScience](#)



# Baseline: Identity

"This is the original sentence for the model to simplify"



"This is the original sentence for the model to simplify"

Tends to score very highly on BLEU, but low in SARI

# Baseline: Identity



"This is the original sentence for the model to simplify"





"This is the original sentence for the model"

Tends to score highly on SARI, but lower in BLEU


# Finetuning Experiments: Single






# Finetuning Experiments: Language



# Finetuning Experiments: All



...



# Finetuning Experiments

Evaluation  
Setting

			BLEU					SARI				
			Baseline		Finetune			Baseline		Finetune		
Lang	Dataset	Size	Identity	Trunc	Single	Lang	All	Identity	Trunc	Single	Lang	All
eu	CBST	218	72.02	57.87	—	—	66.75	23.46	32.58	—	—	<b>32.83</b>
ur	SimplifyUR	470	58.85	41.11	—	—	56.23	24.84	31.30	—	—	<b>51.74</b>
sl	SloTS	188	7.76	6.09	—	—	7.63	5.93	19.03	—	—	<b>30.52</b>
pt-br	PorSimples	1,949	73.67	51.93	—	—	63.85	28.21	31.25	—	—	<b>44.27</b>
de	TextCompDE	144	26.77	19.98	—	—	24.53	15.42	26.81	—	—	<b>41.15</b>
	GEOLino	437	69.86	50.03	—	—	71.90	27.45	30.70	—	—	<b>50.75</b>
	GermanNews	1,748	7.29	7.13	—	—	6.57	5.61	17.69	—	—	<b>31.58</b>
es	Simplext	157	13.91	13.15	—	14.42	12.25	7.94	20.27	—	19.91	<b>32.68</b>
	NewsIaES	17,022	58.18	43.06	51.78	53.12	48.94	24.21	31.64	29.89	28.56	<b>35.36</b>
da	DSim	25,524	31.39	28.85	33.66	33.66	27.25	16.25	26.10	31.40	31.40	<b>38.44</b>
it	Teacher	83	34.49	29.05	—	32.21	29.76	17.41	27.75	—	29.98	<b>30.97</b>
	AdminIT	114	52.50	45.63	—	40.09	43.80	20.89	28.22	—	34.72	<b>36.21</b>
	Terence	394	67.24	49.72	—	59.33	50.65	26.83	32.82	—	<b>37.77</b>	36.92
	Simpitiki	24	95.23	74.48	—	24.40	36.28	32.45	32.00	—	20.10	<b>24.27</b>
	PaCCSS-IT	55,274	36.76	28.77	49.57	48.31	42.87	18.14	28.26	<b>57.30</b>	55.98	54.43
ja	EasyJA	27,600	58.09	8.43	65.83	68.12	66.04	24.64	24.28	67.36	<b>70.95</b>	70.11
	EasyJAExt	32,248	20.23	0.00	33.07	35.67	31.50	9.00	35.32	43.15	50.26	<b>53.49</b>
ru	RuAdaptFairy	97	12.56	8.03	—	13.11	11.01	10.63	24.84	—	23.77	<b>26.55</b>
	RSSE	1,477	38.23	34.69	—	36.94	31.78	10.91	22.72	—	29.49	<b>35.08</b>
	RuAdapt Ency	1,450	84.15	59.66	—	76.06	61.83	29.90	31.09	—	<b>34.73</b>	34.40
	RuAdapt Lit	10,515	51.22	41.64	49.94	53.74	48.54	22.66	31.94	41.75	<b>42.03</b>	42.01
	RuWikiLarge	135,191	57.82	44.38	55.03	51.97	40.82	24.24	31.87	32.01	34.95	<b>37.59</b>
fr	CLEAR	3,179	55.00	45.10	25.45	53.72	48.57	23.73	32.17	34.86	30.85	<b>35.37</b>
	WikiLargeFR	148,276	58.51	46.67	52.43	51.16	43.57	24.44	32.23	35.20	38.22	<b>39.23</b>
en	ASSET	14,814	92.81	88.11	88.26	81.20	85.90	20.73	29.66	35.98	<b>42.77</b>	41.56
	NewsIaEN	129,387	68.71	52.30	62.78	51.51	55.68	26.17	32.90	38.60	<b>40.18</b>	38.80
	WikiAuto	315,018	45.40	41.31	37.95	35.30	36.91	20.93	31.45	42.46	<b>42.48</b>	42.00

Training  
Setting

# Finetuning Experiments

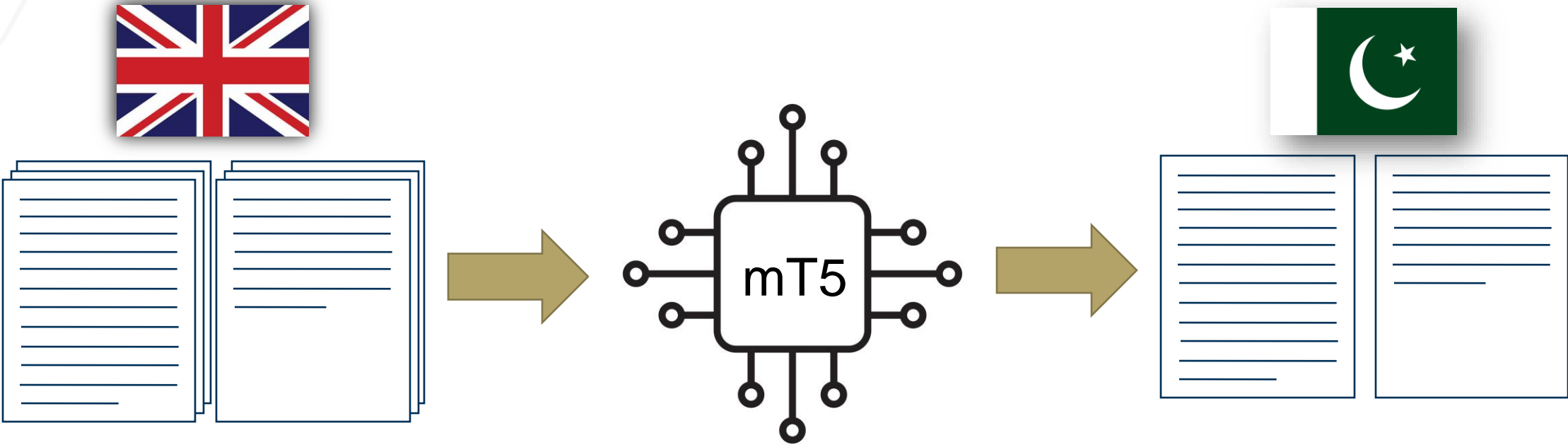
Less Data

			BLEU					SARI				
			Baseline		Finetune			Baseline		Finetune		
Lang	Dataset	Size	Identity	Trunc	Single	Lang	All	Identity	Trunc	Single	Lang	All
eu	CBST	218	72.02	57.87	—	—	66.75	23.46	32.58	—	—	<b>32.83</b>
ur	SimplifyUR	470	58.85	41.11	—	—	56.23	24.84	31.30	—	—	<b>51.74</b>
sl	SloTS	188	7.76	6.09	—	—	7.63	5.93	19.03	—	—	<b>30.52</b>
pt-br	PorSimples	1,949	73.67	51.93	—	—	63.85	28.21	31.25	—	—	<b>44.27</b>
de	TextCompDE	144	26.77	19.98	—	—	24.53	15.42	26.81	—	—	<b>41.15</b>
	GEOLino	437	69.86	50.03	—	—	71.90	27.45	30.70	—	—	<b>50.75</b>
	GermanNews	1,748	7.29	7.13	—	—	6.57	5.61	17.69	—	—	<b>31.58</b>
es	Simplext	157	13.91	13.15	—	14.42	12.25	7.94	20.27	—	19.91	<b>32.68</b>
	NewselaES	17,022	58.18	43.06	51.78	53.12	48.94	24.21	31.64	29.89	28.56	<b>35.36</b>
da	DSim	25,524	31.39	28.85	33.66	33.66	27.25	16.25	26.10	31.40	31.40	<b>38.44</b>
it	Teacher	83	34.49	29.05	—	32.21	29.76	17.41	27.75	—	29.98	<b>30.97</b>
	AdminIT	114	52.50	45.63	—	40.09	43.80	20.89	28.22	—	34.72	<b>36.21</b>
	Terence	394	67.24	49.72	—	59.33	50.65	26.83	32.82	—	<b>37.77</b>	36.92
	Simpitiki	24	95.23	74.48	—	24.40	36.28	32.45	32.00	—	20.10	<b>24.27</b>
	PaCCSS-IT	55,274	36.76	28.77	49.57	48.31	42.87	18.14	28.26	<b>57.30</b>	55.98	54.43
ja	EasyJA	27,600	58.09	8.43	65.83	68.12	66.04	24.64	24.28	67.36	<b>70.95</b>	70.11
	EasyJAExt	32,248	20.23	0.00	33.07	35.67	31.50	9.00	35.32	43.15	50.26	<b>53.49</b>
ru	RuAdaptFairy	97	12.56	8.03	—	13.11	11.01	10.63	24.84	—	23.77	<b>26.55</b>
	RSSE	1,477	38.23	34.69	—	36.94	31.78	10.91	22.72	—	29.49	<b>35.08</b>
	RuAdapt Ency	1,450	84.15	59.66	—	76.06	61.83	29.90	31.09	—	<b>34.73</b>	34.40
	RuAdapt Lit	10,515	51.22	41.64	49.94	53.74	48.54	22.66	31.94	41.75	<b>42.03</b>	42.01
	RuWikiLarge	135,191	57.82	44.38	55.03	51.97	40.82	24.24	31.87	32.01	34.95	<b>37.59</b>
fr	CLEAR	3,179	55.00	45.10	25.45	53.72	48.57	23.73	32.17	34.86	30.85	<b>35.37</b>
	WikiLargeFR	148,276	58.51	46.67	52.43	51.16	43.57	24.44	32.23	35.20	38.22	<b>39.23</b>
en	ASSET	14,814	92.81	88.11	88.26	81.20	85.90	20.73	29.66	35.98	<b>42.77</b>	41.56
	NewselaEN	129,387	68.71	52.30	62.78	51.51	55.68	26.17	32.90	38.60	<b>40.18</b>	38.80
	WikiAuto	315,018	45.40	41.31	37.95	35.30	36.91	20.93	31.45	42.46	<b>42.48</b>	42.00

Languages with less data tended to benefit from multilingual training.

More Data

# Transfer Experiments





# Transfer Experiments

Small  
Datasets

Transfer to Italian: Terence 📄						
Scr	Fam	Lang	Dom	Dataset	BLEU	SARI
				Finetuned	7.96	23.92
				📄 RuAdaptLit (ru)	57.07	35.19
				W RuWikiLarge (ru)	10.76	25.85
✓				W WikiAuto (en)	21.90	30.89
✓	✓			W WikiLargeFR (fr)	8.66	25.20
✓	✓	✓		W PaCCSS-IT (it)	40.59	36.99
Transfer to Basque: CBST 🧪						
Scr	Fam	Lang	Dom	Dataset	BLEU	SARI
				Finetuned	2.31	24.26
				📄🌐 EasyJA (ja)	1.87	26.67
				📄 RuAdaptLit (ru)	47.31	37.89
✓				📄 NewselaEN (en)	24.37	31.09
✓				🧪📄 PorSimples (pt-br)	7.97	29.44
Transfer to Urdu: SimplifyUR 📄📄						
Scr	Fam	Lang	Dom	Dataset	BLEU	SARI
				Finetuned	5.20	33.18
				W WikiAuto (en)	8.34	26.09
				📄🌐 EasyJA (ja)	0.00	17.87
				📄 NewselaEN (en)	0.25	18.03
				📄 RuAdaptLit (ru)	34.78	32.61
				🧪📄 PorSimples (pt-br)	5.24	32.87

# Transfer Experiments

Small  
Datasets

Transfer to Italian: Terence 📄						
Scr	Fam	Lang	Dom	Dataset	BLEU	SARI
				Finetuned	7.96	23.92
				📄 RuAdaptLit (ru)	57.07	35.19
				W RuWikiLarge (ru)	10.76	25.85
✓				W WikiAuto (en)	21.90	30.89
✓	✓			W WikiLargeFR (fr)	8.66	25.20
✓	✓	✓		W PaCCSS-IT (it)	40.59	36.99

Transfer to Basque: CBST 🧪						
Scr	Fam	Lang	Dom	Dataset	BLEU	SARI
				Finetuned	2.31	24.26
				📄🌐 EasyJA (ja)	1.87	26.67
				📄 RuAdaptLit (ru)	47.31	37.89
✓				📄 NewselaEN (en)	24.37	31.09
✓				🧪📄 PorSimples (pt-br)	7.97	29.44

Transfer to Urdu: SimplifyUR 📄📄						
Scr	Fam	Lang	Dom	Dataset	BLEU	SARI
				Finetuned	5.20	33.18
				W WikiAuto (en)	8.34	26.09
				📄🌐 EasyJA (ja)	0.00	17.87
				📄 NewselaEN (en)	0.25	18.03
				📄 RuAdaptLit (ru)	34.78	32.61
				🧪📄 PorSimples (pt-br)	5.24	32.87

1. Matching script and language improve transfer performance

# Transfer Experiments

Small  
Datasets

Transfer to Italian: Terence 📄						
Scr	Fam	Lang	Dom	Dataset	BLEU	SARI
				Finetuned	7.96	23.92
				📄 RuAdaptLit (ru)	57.07	35.19
				📄 RuWikiLarge (ru)	10.76	25.85
✓				📄 WikiAuto (en)	21.90	30.89
✓	✓			📄 WikiLargeFR (fr)	8.66	25.20
✓	✓	✓		📄 PaCCSS-IT (it)	40.59	36.99
Transfer to Basque: CBST 🧪						
Scr	Fam	Lang	Dom	Dataset	BLEU	SARI
				Finetuned	2.31	24.26
				📄🌐 EasyJA (ja)	1.87	26.67
				📄 RuAdaptLit (ru)	47.31	37.89
✓				📄 NewselaEN (en)	24.37	31.09
✓				📄🧪 PorSimples (pt-br)	7.97	29.44
Transfer to Urdu: SimplifyUR 📄📄						
Scr	Fam	Lang	Dom	Dataset	BLEU	SARI
				Finetuned	5.20	33.18
				📄 WikiAuto (en)	8.34	26.09
				📄🌐 EasyJA (ja)	0.00	17.87
				📄 NewselaEN (en)	0.25	18.03
				📄 RuAdaptLit (ru)	34.78	32.61
				📄🧪 PorSimples (pt-br)	5.24	32.87

1. Matching script and language improve transfer performance
2. Domain match can help regardless of script

# Transfer Experiments

Small  
Datasets


Transfer to Italian: Terence 📄						
Scr	Fam	Lang	Dom	Dataset	BLEU	SARI
				Finetuned	7.96	23.92
				📄 RuAdaptLit (ru)	57.07	35.19
				W RuWikiLarge (ru)	10.76	25.85
✓				W WikiAuto (en)	21.90	30.89
✓	✓			W WikiLargeFR (fr)	8.66	25.20
✓	✓	✓		W PaCCSS-IT (it)	40.59	36.99
Transfer to Basque: CBST 🧪						
Scr	Fam	Lang	Dom	Dataset	BLEU	SARI
				Finetuned	2.31	24.26
				📄🌐 EasyJA (ja)	1.87	26.67
				📄 RuAdaptLit (ru)	47.31	37.89
✓				📄 NewselaEN (en)	24.37	31.09
✓				🧪📄 PorSimples (pt-br)	7.97	29.44
Transfer to Urdu: SimplifyUR 📄📄						
Scr	Fam	Lang	Dom	Dataset	BLEU	SARI
				Finetuned	5.20	33.18
				W WikiAuto (en)	8.34	26.09
				📄🌐 EasyJA (ja)	0.00	17.87
				📄 NewselaEN (en)	0.25	18.03
				📄 RuAdaptLit (ru)	34.78	32.61
				🧪📄 PorSimples (pt-br)	5.24	32.87

1. Matching script and language improve transfer performance
2. Domain match can help regardless of script
3. Russian is a good candidate language for crosslingual transfer

# Fewshot Experiments

N example  
sentence pairs  
from training set

Original: "[EXAMPLE 1 ORIGINAL]"  
Simple: "[EXAMPLE 1 SIMPLIFICATION]"  
...  
Original: "[EXAMPLE N ORIGINAL]"  
Simple: "[EXAMPLE N ORIGINAL]"



Test sentence  
from test set

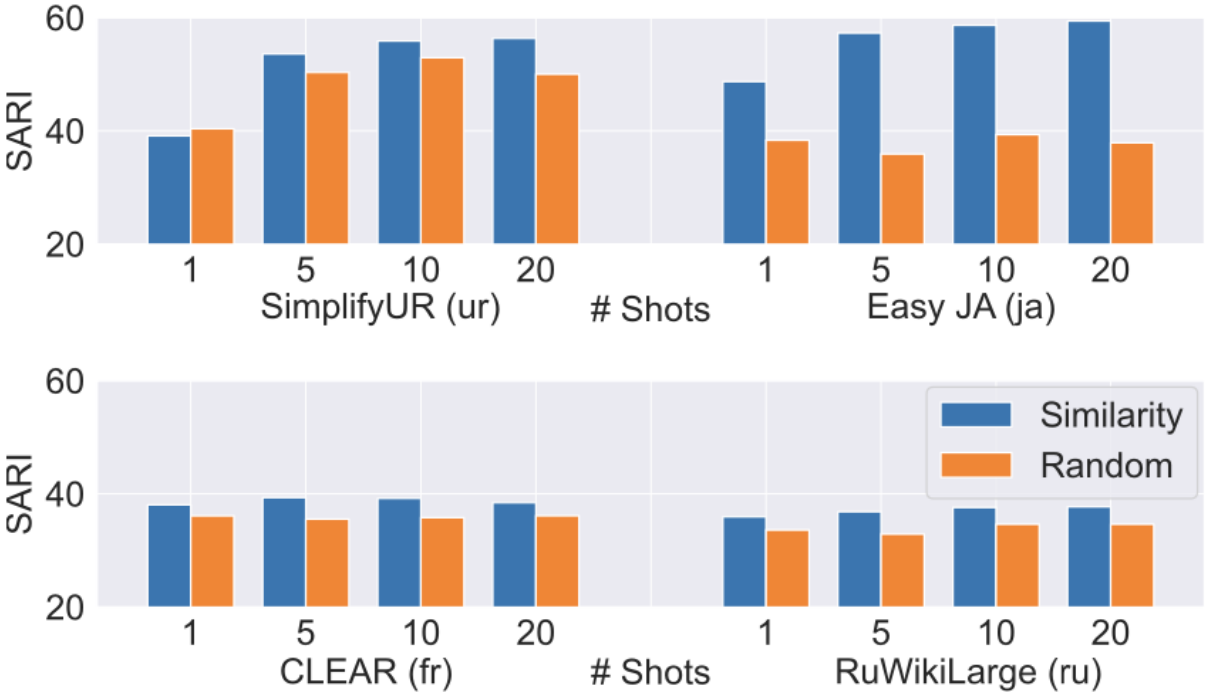
Original: "[TEST ORIGINAL]"  
Simple: "

# But how do we pick these examples?

## 2 Approaches:

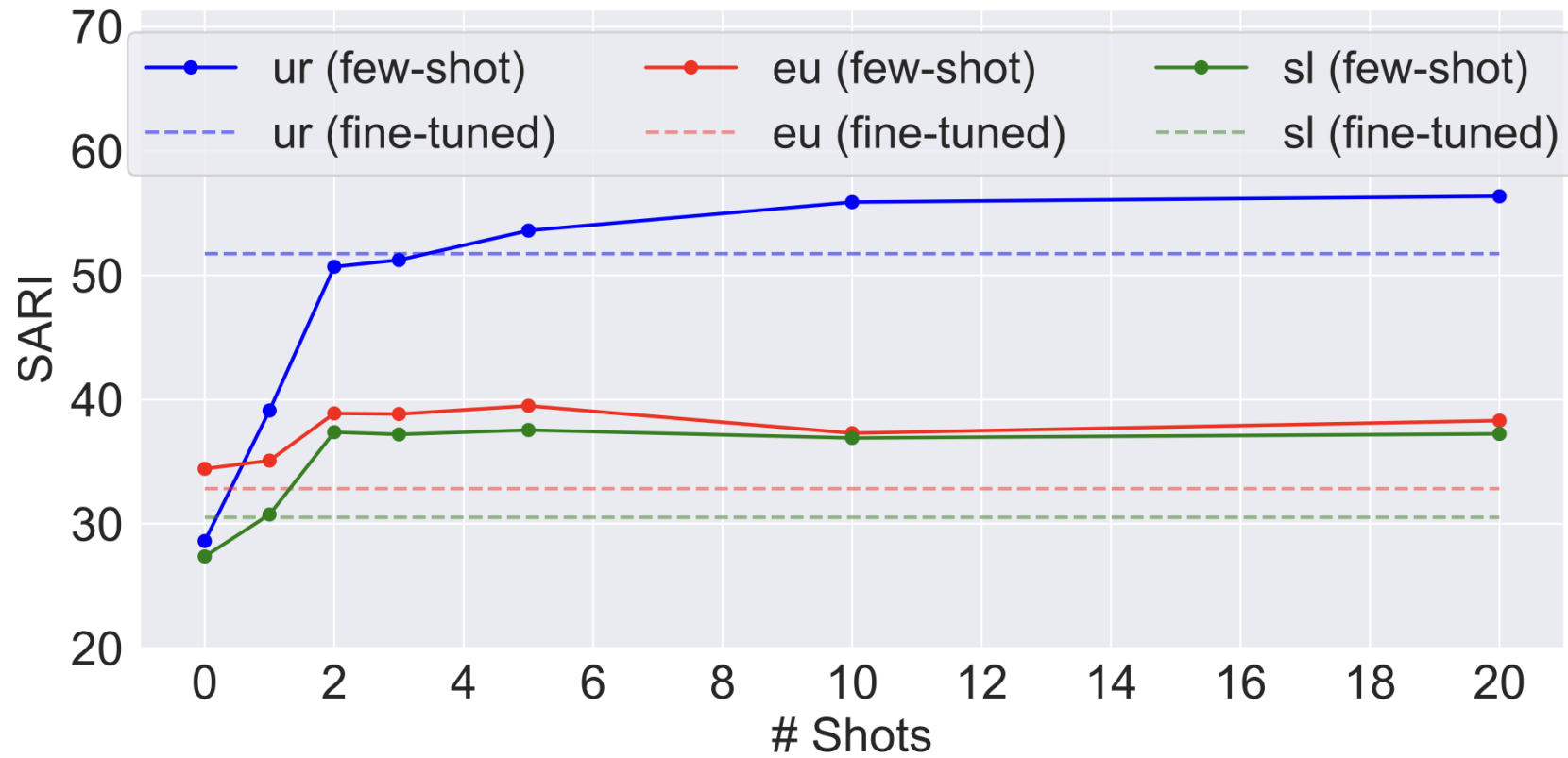
- Random sample from training set ("Random")
- K-nearest neighbors search on LASER embedding of original sentence ("Similarity")
  - Ideally LASER embeddings will measure something about the semantics and syntax so we can find similar sentences to act as examples in the prompt

# Semantic Similarity vs Random Sample Prompting



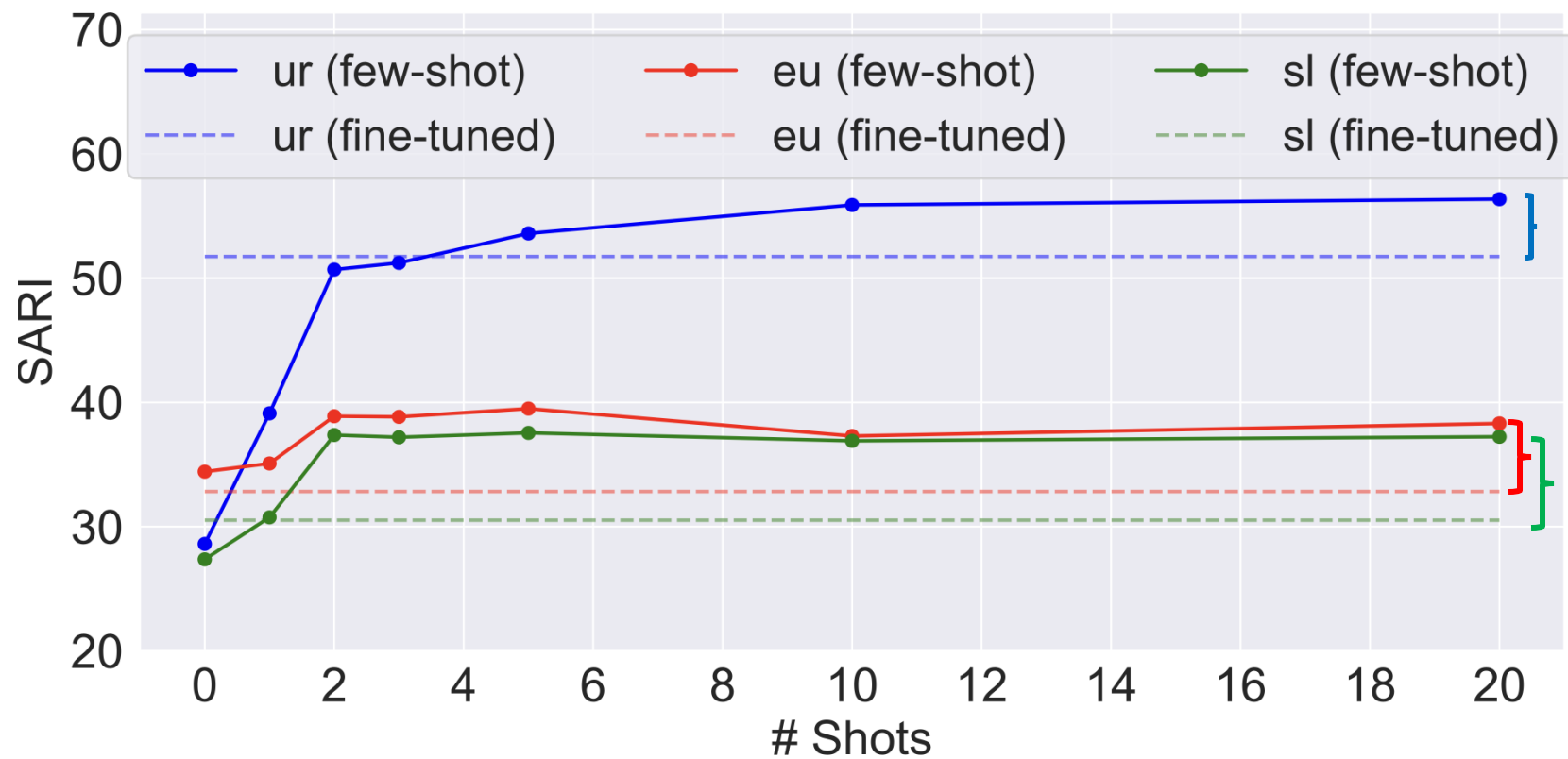
1. Similarity based example selection is consistently better than Random sampling

# Fewshot Experiments



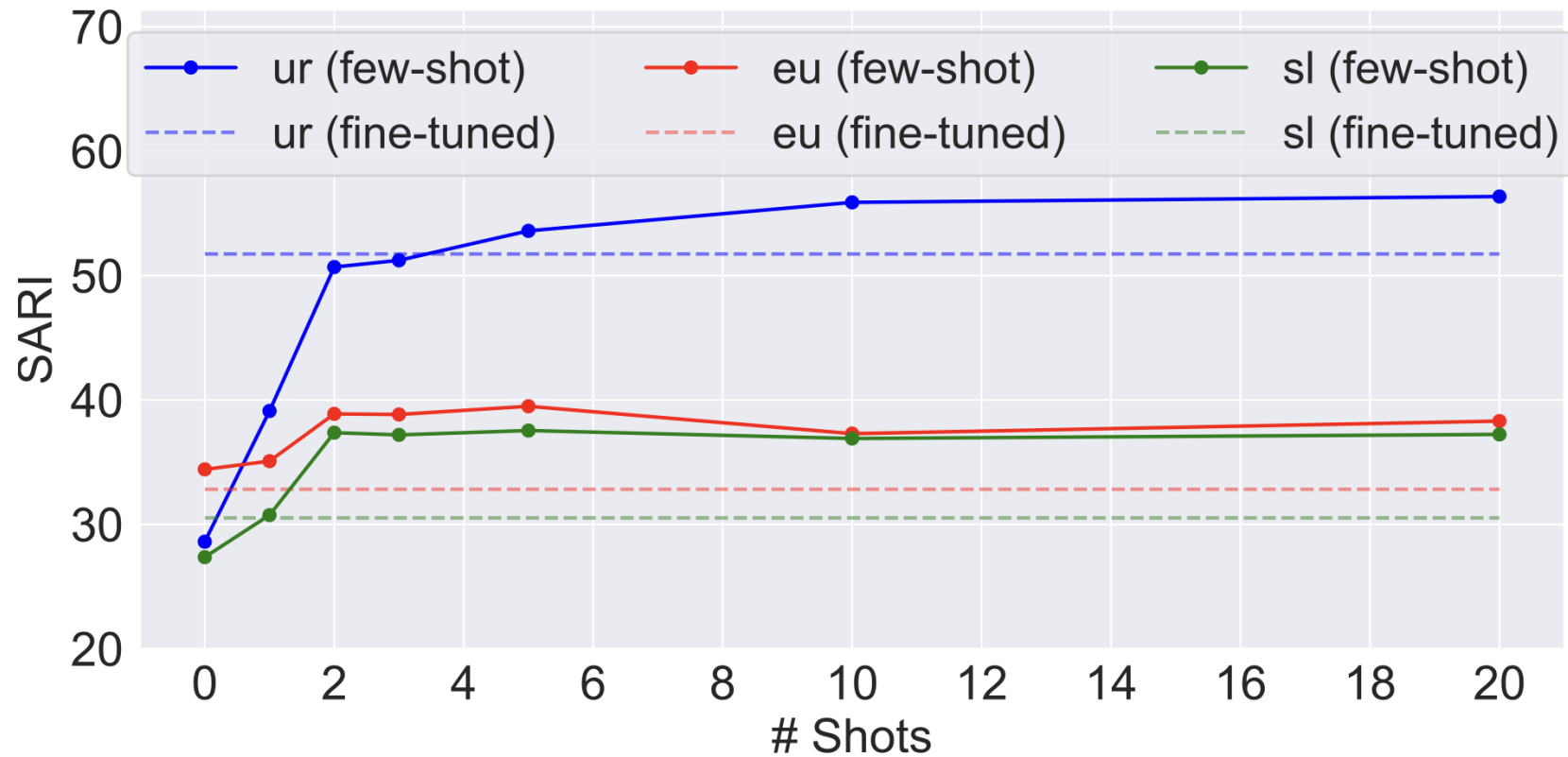


# Fewshot Experiments



1. Fewshot prompting works better than finetuning for low resource languages

# Fewshot Experiments



1. Fewshot prompting works better than finetuning for low resource languages
2. More examples improve performance, but past 5 there is marginal benefit.

# Manual Evaluation

<b>Adequacy (is the meaning preserved?)</b>	
1:	The subject of the sentence has changed entirely and is entirely unrelated
2:	The meaning has been seriously altered (negated or changed)
3:	<b>Two or more important pieces</b> of information have been added or removed
4:	Meaning is similar but <b>one</b> piece of information has been added or removed
5:	Meaning is preserved aside from minor unimportant information
<b>Fluency (is the simplification eloquent/grammatical?)</b>	
1:	The simplification is completely unreadable
2:	The simplification suffers from many serious grammar issues (nearly unreadable)
3:	The simplification has <b>two or more</b> grammatical mistakes
4:	The simplification has a minor grammatical issue or is written strangely in one place
5:	The simplification is perfectly eloquent as if written by a human
<b>Simplicity (is the simplification actually simpler?)</b>	
1:	The simplification is actually harder to understand (ex. more complex terms used)
2:	The simplification is about the same difficulty as the original
3:	The simplification is mildly simpler, but this simplification does not help readability
4:	The simplification is actually simpler
5:	The simplification is vastly simpler and could help someone better understand

Table 9: Manual evaluation key provided to annotators

# Manual Evaluation

2 English, 2 Russian, 2 Italian, 2 Urdu (20 sentences per model)

	English (ASSET)			Russian (RuAdaptLit)			Italian (Terence)			Urdu (SimplifyUR)		
	Adequacy	Fluency	Simplicity	Adequacy	Fluency	Simplicity	Adequacy	Fluency	Simplicity	Adequacy	Fluency	Simplicity
Reference	4.60±0.22	4.85±0.11	4.13±0.26	3.70±0.47	4.45±0.32	2.50±0.24	4.73±0.55	4.88±0.33	2.98±1.37	4.83±0.38	5.00±0.00	4.25±1.17
mT5 Single	4.45±0.25	4.95±0.07	3.00±0.34	4.50±0.31	4.78±0.19	2.25±0.15	1.23±0.73	1.15±0.66	1.15±0.66	2.38±1.37	2.10±1.32	1.10±0.30
mT5 Joint Language	4.65±0.19	4.98±0.05	3.38±0.25	4.78±0.26	5.00±0.00	2.48±0.24	4.78±0.48	4.83±0.55	2.55±1.01	—	—	—
mT5 Joint All	4.64±0.18	4.93±0.08	2.94±0.21	4.23±0.38	4.85±0.21	2.75±0.32	4.18±1.20	4.65±0.70	2.50±1.09	4.25±1.13	4.88±0.65	2.95±1.30
mT5 English Transfer	—	—	—	2.18±0.49	1.70±0.40	1.18±0.12	1.73±1.45	1.88±1.54	1.25±0.59	1.83±1.08	1.40±0.63	1.00±0.00
mT5 Russian Transfer	4.25±0.33	3.93±0.16	2.63±0.30	—	—	—	4.53±1.01	4.70±0.72	2.35±0.92	3.70±1.73	3.60±1.85	1.60±0.50
BLOOM 5 Shot (Rand)	4.63±0.25	4.75±0.18	3.10±0.40	4.65±0.27	4.78±0.22	2.33±0.20	4.33±1.02	4.53±0.85	2.45±1.11	4.95±0.22	4.93±0.35	3.28±1.69
BLOOM 5 Shot (Sim)	4.63±0.22	4.80±0.13	2.88±0.32	4.63±0.28	4.95±0.07	2.43±0.24	4.00±1.47	4.58±1.01	2.38±1.19	4.83±0.68	4.85±0.70	3.28±1.71

# Manual Evaluation

2 English, 2 Russian, 2 Italian, 2 Urdu (20 sentences per model)

	English (ASSET)			Russian (RuAdaptLit)			Italian (Terence)			Urdu (SimplifyUR)		
	Adequacy	Fluency	Simplicity	Adequacy	Fluency	Simplicity	Adequacy	Fluency	Simplicity	Adequacy	Fluency	Simplicity
Reference	4.60±0.22	4.85±0.11	4.13±0.26	3.70±0.47	4.45±0.32	2.50±0.24	4.73±0.55	4.88±0.33	2.98±1.37	4.83±0.38	5.00±0.00	4.25±1.17
mT5 Single	4.45±0.25	4.95±0.07	3.00±0.34	4.50±0.31	4.78±0.19	2.25±0.15	1.23±0.73	1.15±0.66	1.15±0.66	2.38±1.37	2.10±1.32	1.10±0.30
mT5 Joint Language	4.65±0.19	4.98±0.05	3.38±0.25	4.78±0.26	5.00±0.00	2.48±0.24	4.78±0.48	4.83±0.55	2.55±1.01	—	—	—
mT5 Joint All	4.64±0.18	4.93±0.08	2.94±0.21	4.23±0.38	4.85±0.21	2.75±0.32	4.18±1.20	4.65±0.70	2.50±1.09	4.25±1.13	4.88±0.65	2.95±1.30
mT5 English Transfer	—	—	—	2.18±0.49	1.70±0.40	1.18±0.12	1.73±1.45	1.88±1.54	1.25±0.59	1.83±1.08	1.40±0.63	1.00±0.00
mT5 Russian Transfer	4.25±0.33	3.93±0.16	2.63±0.30	—	—	—	4.53±1.01	4.70±0.72	2.35±0.92	3.70±1.73	3.60±1.85	1.60±0.50
BLOOM 5 Shot (Rand)	4.63±0.25	4.75±0.18	3.10±0.40	4.65±0.27	4.78±0.22	2.33±0.20	4.33±1.02	4.53±0.85	2.45±1.11	4.95±0.22	4.93±0.35	3.28±1.69
BLOOM 5 Shot (Sim)	4.63±0.22	4.80±0.13	2.88±0.32	4.63±0.28	4.95±0.07	2.43±0.24	4.00±1.47	4.58±1.01	2.38±1.19	4.83±0.68	4.85±0.70	3.28±1.71

1. Fewshot outperforms Finetuned

# Manual Evaluation

2 English, 2 Russian, 2 Italian, 2 Urdu (20 sentences per model)

	English (ASSET)			Russian (RuAdaptLit)			Italian (Terence)			Urdu (SimplifyUR)		
	Adequacy	Fluency	Simplicity	Adequacy	Fluency	Simplicity	Adequacy	Fluency	Simplicity	Adequacy	Fluency	Simplicity
Reference	4.60±0.22	4.85±0.11	4.13±0.26	3.70±0.47	4.45±0.32	2.50±0.24	4.73±0.55	4.88±0.33	2.98±1.37	4.83±0.38	5.00±0.00	4.25±1.17
mT5 Single	4.45±0.25	4.95±0.07	3.00±0.34	4.50±0.31	4.78±0.19	2.25±0.15	1.23±0.73	1.15±0.66	1.15±0.66	2.38±1.37	2.10±1.32	1.10±0.30
mT5 Joint Language	4.65±0.19	4.98±0.05	3.38±0.25	4.78±0.26	5.00±0.00	2.48±0.24	4.78±0.48	4.83±0.55	2.55±1.01	—	—	—
mT5 Joint All	4.64±0.18	4.93±0.08	2.94±0.21	4.23±0.38	4.85±0.21	2.75±0.32	4.18±1.20	4.65±0.70	2.50±1.09	4.25±1.13	4.88±0.65	2.95±1.30
mT5 English Transfer	—	—	—	2.18±0.49	1.70±0.40	1.18±0.12	1.73±1.45	1.88±1.54	1.25±0.59	1.83±1.08	1.40±0.63	1.00±0.00
mT5 Russian Transfer	4.25±0.33	3.93±0.16	2.63±0.30	—	—	—	4.53±1.01	4.70±0.72	2.35±0.92	3.70±1.73	3.60±1.85	1.60±0.50
BLOOM 5 Shot (Rand)	4.63±0.25	4.75±0.18	3.10±0.40	4.65±0.27	4.78±0.22	2.33±0.20	4.33±1.02	4.53±0.85	2.45±1.11	4.95±0.22	4.93±0.35	3.28±1.69
BLOOM 5 Shot (Sim)	4.63±0.22	4.80±0.13	2.88±0.32	4.63±0.28	4.95±0.07	2.43±0.24	4.00±1.47	4.58±1.01	2.38±1.19	4.83±0.68	4.85±0.70	3.28±1.71

1. Fewshot outperforms Finetuned
2. Russian outperforms English as a transfer language

# Conclusion

# Conclusion

- We release the MultiSim Benchmark with **1.7 million sentence pairs** spanning **12 diverse languages**.
- We show that the large resource can help improve performance in text simplification for low resource languages.
- We make recommendations for best practices to use this data based on empirical evidence.
  - Match Script and Domain for transfer
  - Russian is a good pivot language



# Acknowledgements

- Thank you to Tarek Naous for his excellent guidance in designing and executing the experiments involving multilingual language models.
- Thank you to Dr. Wei Xu for her continuous support and advising on this project.
- This project would not have been possible without their support!

**Thank you!**

**Questions?**

# Appendix

# MultiSim Splits

Language	Dataset	#train	#test	#dev
<b>Open Source</b>				
English	WikiAuto ASSET*	576,126 20,000	5,012 3,590	5,012 0
French	WikiLargeFR* CLEAR*	296,402 4,196	359 100	992 300
German	GEOLino TextCompDE	958 200	122 25	118 25
Italian	PaCCSS-IT	60,485	1,267	1,254
	Terence	809	101	102
	AdminIT	588	73	75
	Simpitiki	460	56	59
	Teacher	136	17	17
Japanese	Easy JA	48,000	1,000	1,000
	Easy JA Ext*	34,269	731	0
Russian	RuAdapt Ency	7,782	982	965
	RSSE Corpus*	3,406	3,398	0
	RuAdapt Fairy	248	31	31
Slovene	SloTS*	749	96	94
Urdu	SimplifyUR	594	68	74
Total		1,055,408	17,028	10,118
<b>Dataloaders Available (Data on Request)</b>				
Basque	CBST	361	46	46
Br Portuguese	PorSimples	6,290	790	784
Danish	DSim Corpus	45,885	997	1,005
English	Newsela EN	291,969	991	1,008
German	German News	8,186	1,024	1,023
Russian	RuWikiLarge*	246,978	365	768
	RuAdapt Lit	22,152	1,000	1,000
Spanish	Newsela ES	30,910	1,001	1,001
	Simplext	737	92	93
Total		653,468	6,306	6,728

Table 2: MULTISIM splits. \*Original splits preserved

# Basic Stats

Corpus	Lang	Vocab Size		Token Count		Avg Tok/Sent		Avg Char/Tok		Avg Sent/Doc	
		orig ↑	simp ↓	orig ↑	simp ↓	orig ↑	simp ↓	orig ↑	simp ↓	orig	simp
DSim	da	57,308	40,220	953,201	796,201	19.91	13.15	5.57	5.36	—	—
GEOLino	de	4,467	4,266	19,185	17,889	16.01	14.93	<b>5.68</b>	<b>5.74</b>	—	—
German News A2	de	23,542	7,764	147,905	78,946	20.30	11.23	6.40	5.79	4.03	3.89
German News B2	de	25,039	10,473	160,188	93,283	20.14	12.75	6.43	5.99	4.96	4.56
Klexikon	de	706,243	55,868	15,240,505	1,239,694	19.77	12.80	6.42	5.53	266.53	33.48
Simple German	de	35,763	18,753	313,622	199,861	24.50	23.79	6.60	6.38	57.16	37.50
TextComplexityDE	de	3,068	2,760	7,485	7,092	29.94	28.37	6.78	6.62	10.87	10.87
ASSET	en	<b>11,998</b>	<b>19,320</b>	521,940	448,376	22.13	19.01	5.28	5.18	—	—
Newsela EN 0-1	en	68,972	61,115	2,187,046	1,881,631	23.95	19.83	5.08	5.06	48.52	50.41
Newsela EN 1-2	en	61,115	53,673	1,881,631	1,733,011	19.83	16.84	5.06	4.98	50.41	54.67
Newsela EN 2-3	en	53,673	42,879	1,733,011	1,458,744	16.84	13.93	4.98	4.86	54.67	55.65
Newsela EN 3-4	en	42,879	34,104	1,458,744	1,144,534	13.93	11.48	4.86	4.75	55.65	53.00
WikiAuto	en	2,009,681	419,496	265,352,569	22,170,411	26.16	17.86	5.19	4.96	—	—
Newsela ES 0-1	es	27,950	23,452	323,034	257,905	28.28	23.31	5.37	5.36	47.01	45.52
Newsela ES 1-2	es	23,452	20,582	257,905	225,659	23.31	19.35	5.36	5.31	45.52	48.00
Newsela ES 2-3	es	20,582	16,148	225,659	178,117	19.35	14.72	5.31	5.21	48.00	49.79
Newsela ES 3-4	es	16,148	11,695	178,117	122,064	14.72	11.42	5.21	5.13	49.79	43.98
Simplext	es	8,071	3,191	38,731	25,409	34.96	14.59	5.47	5.34	5.74	9.03
CBST Intuitive	eu	1,697	1,586	4,575	4,447	19.98	14.53	<b>6.34</b>	<b>6.43</b>	76.33	102.00
CBST Structural	eu	1,697	1,654	<b>4,575</b>	<b>4,793</b>	19.98	16.82	6.34	6.29	76.33	95.00
Alector	fr	5,728	5,024	28,283	26,179	22.99	21.96	4.78	4.73	15.57	15.09
CLEAR	fr	11,743	11,205	119,465	118,212	25.99	25.72	<b>5.72</b>	<b>5.73</b>	—	—
WikiLargeFR	fr	205,933	173,827	8,763,745	6,384,020	28.54	20.70	5.03	4.94	—	—
AdminIT	it	3,420	3,394	29,581	28,784	38.07	37.72	6.08	5.90	—	—
PaCCSS-IT	it	10,478	9,853	580,389	519,211	9.21	8.24	<b>4.75</b>	<b>4.79</b>	—	—
SimpitikiWiki	it	9,188	9,175	41,899	41,375	72.87	71.96	5.60	5.60	—	—
Teacher	it	1,485	1,061	4,225	3,367	20.71	17.27	4.89	4.76	11.33	10.83
Terence	it	3,681	3,219	19,455	18,881	18.80	17.81	5.13	5.04	32.34	33.12
Easy Japanese	ja	10,331	3,401	<b>489,302</b>	<b>517,651</b>	<b>9.79</b>	<b>10.35</b>	1.51	1.49	—	—
Easy Japanese Ext	ja	18,888	5,305	<b>433,341</b>	<b>503,035</b>	<b>12.38</b>	<b>14.37</b>	1.55	1.49	—	—
PorSimples Natural	pt-br	9,983	9,527	<b>64,610</b>	<b>65,174</b>	20.97	13.52	<b>5.39</b>	<b>5.53</b>	20.01	31.31
PorSimples Strong	pt-br	<b>9,527</b>	<b>9,601</b>	<b>65,174</b>	<b>65,552</b>	13.52	12.25	<b>5.53</b>	<b>5.57</b>	31.31	34.76
RSSE Corpus	ru	<b>16,467</b>	<b>24,307</b>	138,319	95,067	20.33	13.97	6.73	6.54	—	—
RuAdapt Ency A-B	ru	4,609	3,842	11,085	9,804	12.58	9.96	6.08	5.84	14.44	16.13
RuAdapt Ency A-C	ru	4,927	3,844	11,931	9,809	13.59	9.96	6.05	5.84	14.16	15.89
RuAdapt Ency B-C	ru	27,268	26,200	113,817	110,463	14.28	13.37	6.10	6.08	29.96	31.06
RuAdapt Fairytales	ru	1,688	1,512	4,391	4,289	14.16	10.62	<b>5.08</b>	<b>5.32</b>	34.44	44.89
RuAdapt Literature	ru	55,321	42,655	368,499	327,228	15.26	11.58	5.14	5.08	168.90	197.62
RuWikiLarge	ru	331,063	275,644	5,760,207	4,540,009	20.70	15.68	5.95	5.79	—	—
SloTS	sl	5,871	2,723	21,804	10,646	18.46	8.27	4.72	4.44	—	—
SimplifyUR	ur	<b>1,469</b>	<b>1,475</b>	6,580	6,561	8.94	8.91	4.25	4.22	—	—

Table 6: Basic statistics about all of the non-English corpora we analyzed. Typically the vocab size, token count, average tokens per sentence, and average characters per token all decrease from original to simplified texts. Outliers of this trend are highlighted in bold.

# Edit Operations

Corpus	Deleted 1:0 (%)	Split 1:n (%)	Same 1:1 (%)	Changed 1:1 (%)	Merged n:1 (%)	Inserted 0:1 (%)
<b>English</b>						
Newsela EN 0-1	22.7	12.6	39.5	25.2	0.0	12.2
Newsela EN 1-2	17.4	13.4	36.4	32.8	0.0	10.7
Newsela EN 2-3	27.2	11.8	23.5	37.5	0.0	15.9
Newsela EN 3-4	33.0	10.4	21.2	35.4	0.0	17.8
WikiAuto	94.2	0.9	1.2	3.7	0.0	44.8
<b>Russian</b>						
RuAdapt Fairytales	0.0	22.6	4.2	73.2	0.0	0.0
RuAdapt Ency B-C	0.0	3.5	79.3	17.2	0.0	0.0
RuAdapt Ency A-C	0.0	10.8	31.8	57.4	0.0	0.0
RuAdapt Ency A-B	0.0	10.7	35.4	53.9	0.0	0.0
RuAdapt Literature	0.0	11.8	36.6	51.6	0.0	0.0
<b>Italian</b>						
Terence	0.7	4.1	35.4	57.0	2.9	0.4
Teacher	6.9	9.3	8.3	59.3	16.2	1.5
<b>Spanish</b>						
Newsela ES 0-1	29.1	20.0	19.1	31.6	0.2	0.7
Newsela ES 1-2	18.3	19.8	24.2	37.7	0.1	0.5
Newsela ES 2-3	27.5	22.9	13.3	36.0	0.3	0.4
Newsela ES 3-4	38.5	19.1	11.2	31.1	0.2	0.3
Simplext	16.2	32.2	3.5	47.4	0.7	19.3
<b>German</b>						
TextComplexityDE	0.0	0.0	0.4	99.6	0.0	0.0
German News A2	0.0	22.5	0.8	37.6	39.1	0.0
German News B2	0.0	23.0	1.4	33.2	42.4	0.0
<b>Brazilian Portuguese</b>						
PorSimples Natural	0.6	38.7	22.1	38.3	0.3	0.8
PorSimples Strong	0.2	9.9	73.7	16.0	0.1	0.1
<b>Basque</b>						
Structural CBST	0.0	22.3	24.0	51.5	2.2	0.0
Intuitive CBST	0.0	25.8	27.1	45.9	1.3	0.0

Table 7: Edit operations for all document-level corpora with sentence alignment. All operations are reported as a percentage of original sentences besides “inserted” which is reported as a percentage of simplified sentences.

# Edit Distances

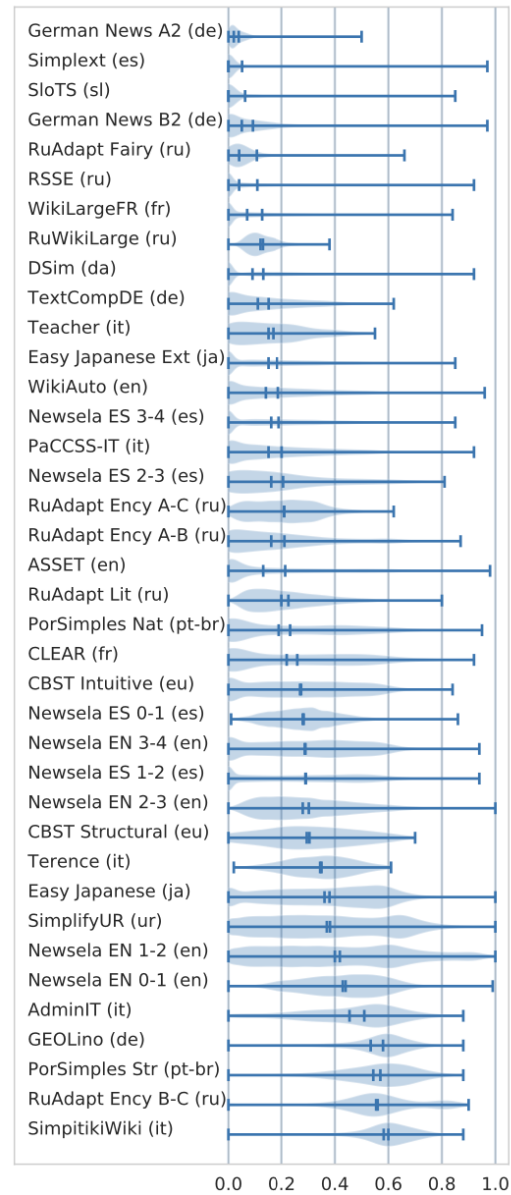


Figure 5: Violin Plots showing the minimum, maximum, mean, and median values for edit distances for all of the sentences in each corpus. Distributions estimated using Gaussian kernel density estimation.

# Document Level Compression

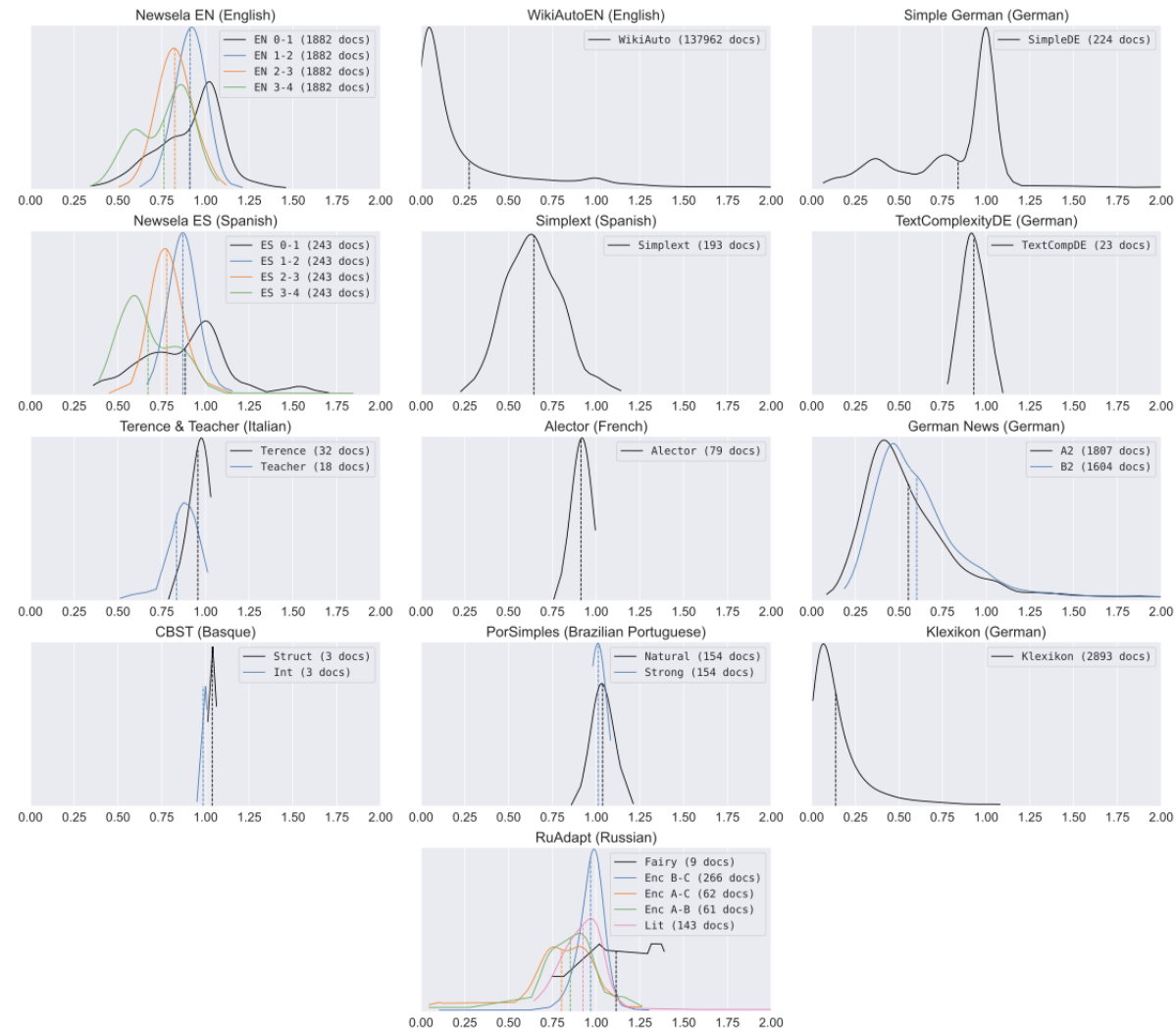


Figure 6: Distribution of document-level compression ratio for document-aligned corpora, smoothed by Gaussian kernel density estimation. Means are marked by dashed lines.



# Fewshot Experiments

Lang →		en				ru				da
Approach	# shots	ASSET	Newsela EN	WikiAuto EN	RuWikiLarge	RSSE	RuAdapt Ency	RuAdapt Fairy	RuAdapt Lit	DSim
Fine-Tuned	NA	35.98	38.60	42.46	32.01	31.66	26.42	34.79	41.75	31.40
Zero Shot	0	35.52	33.22	34.73	31.47	20.09	33.20	12.74	30.95	35.84
Semantic Similarity	1	36.21	35.29	40.24	35.95	30.18	40.21	33.49	37.05	38.27
	2	36.37	37.70	40.97	36.93	29.75	42.22	35.51	37.61	38.84
	3	36.53	37.71	41.66	37.22	29.79	40.76	37.07	39.06	38.09
	5	36.79	38.82	42.25	36.84	31.08	41.01	38.43	39.89	37.57
	10	36.19	38.65	42.66	37.59	31.33	39.45	40.93	40.44	31.71
	20	36.80	39.26	42.83	37.71	31.22	39.54	38.95	40.32	29.88
Random Sampling	1	35.21	34.02	35.16	33.61	28.23	33.45	20.89	32.26	34.96
	2	35.77	34.87	36.40	34.20	28.44	34.07	24.24	33.14	35.29
	3	35.37	34.31	36.21	34.19	29.40	34.24	22.84	33.41	35.39
	5	35.89	34.39	36.00	32.89	29.30	33.17	25.91	33.45	34.81
	10	36.10	35.35	36.86	34.63	28.69	33.19	29.16	33.92	30.15
	20	36.21	34.73	37.14	34.63	29.60	33.71	31.83	33.89	27.98
Lang →		de				it				pt-br
Approach	# shots	German News	TextCompDE	GEOLino	PaCCSS-IT	Terence	AdminIT	Simpitiki	Teacher	PorSimples
Fine-Tuned	NA	36.04	30.26	26.44	57.30	23.92	23.42	4.11	29.84	31.54
Zero Shot	0	32.48	32.26	29.59	35.42	35.91	32.43	18.43	28.75	35.38
Semantic Similarity	1	36.19	37.63	38.16	51.42	34.95	37.06	27.73	33.97	36.72
	2	36.68	38.60	39.65	49.15	37.25	36.69	26.42	34.14	37.46
	3	36.78	41.03	39.44	48.00	34.95	35.67	27.06	29.41	38.85
	5	37.79	38.81	39.5	45.48	35.94	38.16	26.94	39.10	38.96
	10	37.69	38.93	39.7	37.31	35.39	35.21	27.20	32.62	41.34
	20	36.76	38.93	39.44	33.45	35.17	35.21	27.73	33.46	39.94
Random Sampling	1	32.58	34.94	35.89	38.84	33.60	33.31	21.96	33.94	37.68
	2	34.09	35.37	36.11	39.11	34.15	34.77	23.79	25.01	36.82
	3	34.92	34.13	35.22	38.51	33.96	35.98	25.22	31.41	36.57
	5	34.71	36.68	34.5	37.41	32.01	34.24	25.01	32.30	36.53
	10	35.58	38.07	35.42	35.01	31.60	35.67	25.04	30.82	35.93
	20	35.53	38.07	34.62	30.29	34.38	35.67	25.04	34.39	35.31
Lang →		fr		sl	ja		es		ur	eu
Approach	# shots	WikiLargeFR	CLEAR	SloTS	Easy JA	Easy JA Ext	NewselaES	Simplext	SimplifyUR	CBST
Fine-Tuned	NA	35.20	34.86	36.56	67.36	43.15	29.89	35.62	33.18	24.26
Zero Shot	0	35.71	35.75	27.37	41.71	30.53	34.15	25.36	28.61	34.43
Semantic Similarity	1	36.29	38.06	30.75	48.71	46.08	37.07	32.50	39.12	35.09
	2	35.22	39.03	37.38	54.89	49.39	36.90	38.05	50.69	38.89
	3	36.40	40.16	37.20	55.38	47.01	38.18	39.28	51.23	38.84
	5	36.75	39.34	37.55	57.29	49.30	38.12	40.26	53.60	39.50
	10	36.33	39.21	36.91	58.67	47.50	38.42	39.90	55.89	37.30
	20	37.72	38.45	37.24	59.42	46.55	38.42	39.75	56.36	38.31
Random Sampling	1	35.64	36.12	27.43	38.35	40.70	34.25	29.57	40.38	36.40
	2	36.67	34.64	31.83	37.85	41.38	34.55	33.51	49.00	36.00
	3	36.07	36.92	33.95	35.90	40.04	34.16	35.56	49.28	36.10
	5	36.17	35.54	33.60	35.92	42.55	33.64	36.81	50.34	37.39
	10	36.70	35.80	34.18	39.34	42.50	34.27	37.40	52.93	36.83
	20	35.80	36.13	35.30	37.89	42.11	33.91	39.27	50.02	38.86

Table 8: SARI Scores for BLOOM Fewshot Experiments

# Prompting

We used a temperature of 1.0, and a repetition penalty of 0.0

Original: "[EXAMPLE 1 ORIGINAL]"

Simple: "[EXAMPLE 1 SIMPLIFICATION]"

Original: "[EXAMPLE N ORIGINAL]"

Simple: "[EXAMPLE N ORIGINAL]"

Original: "[TEST ORIGINAL]"

Simple: "

# Preprocessing

- We compute sentence BLEU scores between the original and reference simplifications. For any sentence pairs with an S-BLEU score below 10 or above 70 we remove it from the training set.
- Following Martin et al., 2020 we also add control tokens to the input sentences.
  - We include a character length compression token  $\langle \text{NC}_{\lfloor \cdot \rfloor} \rangle$
  - a Levenshtein similarity token  $\langle \text{LS}_{\lfloor \cdot \rfloor} \rangle$
  - a dependency tree depth ratio token  $\langle \text{DR}_{\lfloor \cdot \rfloor} \rangle$
  - a word frequency rank token  $\langle \text{WR}_{\lfloor \cdot \rfloor} \rangle$
  - For each token we compute the respective measure on both the original and simple sentences and include the ratio between  $[0.05, 2]$  in increments of 0.05.

# Training

- We used the sentence piece tokenizer
- Limited inputs/targets to a length of 128 tokens.
- Learning rate of  $5e-5$
- AdamW Optimizer
- Beam search with 4 beams
- Train batch size was set to 8.
- We train for 5 epochs.
- For any dataset without a development set we removed 10% of the training set up to 1000 sentences to create our own dev set.
- Training was performed on three NVIDIA A40 GPUs.

# Examples

<b>DSim (Danish)</b>		
<b>Original</b>	Stigende vandstand i floderne i det østlige Tjekkiet forvandlede i aftes hundredvis af boliger i området til dødsfælder .	Rising water levels in the rivers in the eastern Czech Republic last night turned hundreds of homes in the area into death traps.
<b>Simple</b>	I det østlige Tjekkiet stiger vandstanden i floderne .	In the eastern Czech Republic, the water level in the rivers is rising.
<b>EasyJA (Japanese)</b>		
<b>Original</b>	君が言ったことで、僕はびっくりした。	What you said surprised me.
<b>Simple</b>	あなたが言ったことで、私は驚いた。	What you said surprised me.
<b>EasyJAExt (Japanese)</b>		
<b>Original</b>	彼の不注意にはあきれてしまった。	I was appalled at his carelessness.
<b>Simple</b>	彼の不注意には言葉を失う。	His carelessness leaves me speechless.
<b>GEOLino (German)</b>		
<b>Original</b>	Denn sie sind zwar mutig, aber durchaus nicht lebensmüde.	Because they are courageous, but by no means tired of life.
<b>Simple</b>	Denn sie sind zwar mutig, aber nicht lebensmüde.	Because they are courageous, but not tired of life.
<b>GermanNews (German)</b>		
<b>Original</b>	Jedes Kalb erhält spätestens sieben Tage nach der Geburt eine eindeutig identifizierbare Lebensnummer, die in Form von Ohrmarken beidseitig eingezogen wird.	Each calf receives a clearly identifiable life number no later than seven days after birth, which is recorded on both sides in the form of ear tags.
<b>Simple</b>	In Österreich bekommt jedes Kalb kurz nach der Geburt eine Nummer	In Austria, every calf is given a number shortly after birth.